



MONTHLY MEMBERSHIP PROGRESS REPORT

District 43 E

Results as of: 09/30/2017

GMT: STEVE ANTON

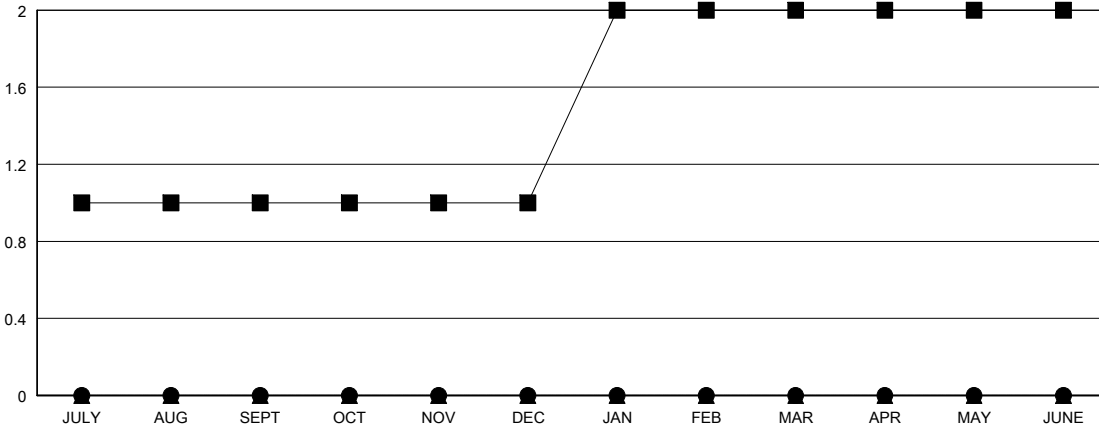
LOCATION KENTUCKY

GMT CA

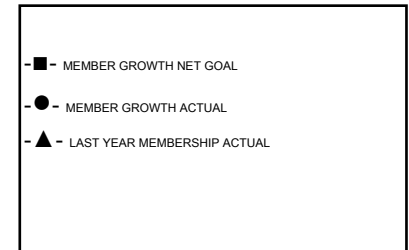
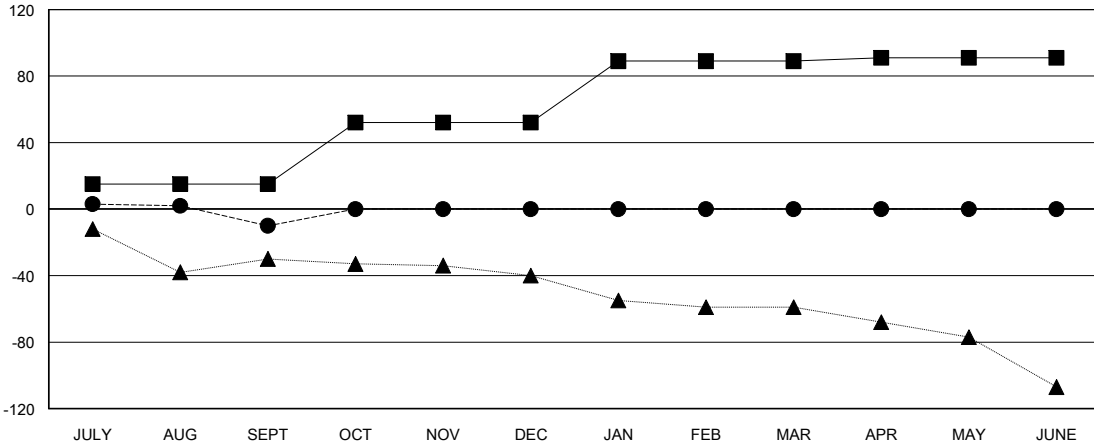
Clubs			
RESULTS FOR 2017-2018			
QUARTER	NEW CLUB GOAL	NEW CLUBS	DROPPED CLUBS
JULY/AUG/SEPT	1	0	2
OCT/NOV/DEC	0	0	0
JAN/FEB/MAR	1	0	0
APR/MAY/JUNE	0	0	0

Members			
RESULTS FOR 2017-2018			
QUARTER	MEMBER GROWTH NET GOAL	MEMBER GROWTH ACTUAL	DROPPED MEMBERS ACTUAL (including transfers)
JULY/AUG/SEPT	15	23	33
OCT/NOV/DEC	37	0	0
JAN/FEB/MAR	37	0	0
APR/MAY/JUNE	2	0	0

GOALS AND ACTUAL NEW CLUBS CUMULATIVE



GOALS AND ACTUAL MEMBERS CUMULATIVE



DROPPED CLUBS: 2

10 CLUBS OF 35 ADDED 1 OR MORE NEW MEMBERS

GENDER DISTRIBUTION	
MALE	640 (72.15%)
FEMALE	247 (27.85%)
Women Percentage Fiscal Year Goal: 3%	

DROPPED MEMBERS	
DECEASED	4
CLUB CANCELLED	0
OTHER	29
TOTAL	33

[CLICK HERE FOR CUMULATIVE MEMBERSHIP DATA](#)

TOTAL FAMILY UNIT MEMBERS	202
FAMILY MEMBERS PAYING HALF DUES	103